

DETERMINATION OF THE RELATIVE HEAT AND MASS EXCHANGE COEFFICIENTS AND THE CRITICAL SEPARATION PARAMETERS FOR A TURBULENT BOUNDARY LAYER UNDER INHOMOGENEOUS BLOWING IN CONDITIONS OF NONISOTHERMY

A. I. Leont'ev and E. G. Zaulichnyi

UDC 536.244:532.517.4

Results of a determination of the relative limit laws of heat exchange and the separation parameters are presented for the general case of a density distribution over a boundary layer in subsonic flow. The results of computations on a digital computer are in good agreement with the proposed approximate formulas.

1. In subsonic multicomponent gas flow over a permeable surface (blowing, chemical reactions, etc.) under conditions of nonisothermy, the density distribution over the boundary layer with Prandtl and Lewis numbers $Pr = Le = 1$ is represented in general form by the expression

$$\frac{\rho_0}{\rho} = \frac{[\psi_1 + (1 - \psi_1)\theta] [\psi_2 + (1 - \psi_2)\theta]}{[\psi_3 + (1 - \psi_3)\theta]} \quad (1.1)$$

Here

$$\psi_1 = h_w/h_0; \quad \psi_2 = M_0/M_w; \quad \psi_3 = c_{pw}/c_{p0}.$$

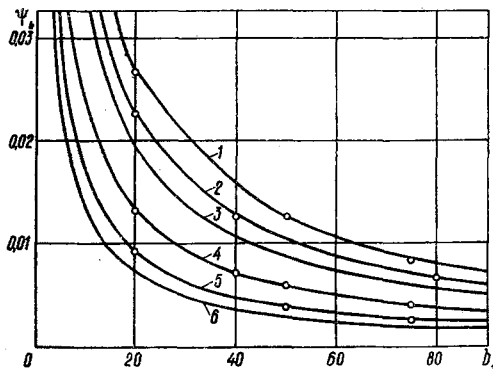


Fig. 1

Fig. 1. Relative coefficient of heat-mass-exchange for the values $\psi_1 = 20$ and $\psi_2 = 5$ and arbitrary ψ_3 . 1-6) Machine computation; points) computation using (1.4) and (1.5): 1) $\psi_3 = 12.5$; 2) 10; 3) 8; 4) 5; 5) 3; 6) 2.

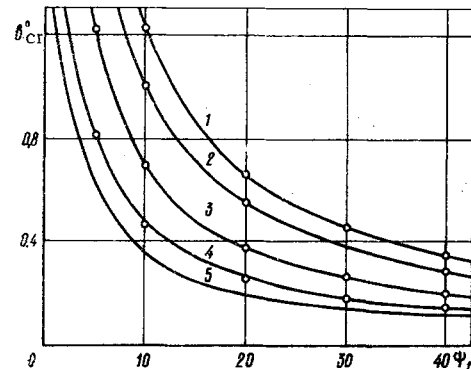


Fig. 2

Fig. 2. Critical boundary layer separation parameters for $\psi_2 = 5$ and arbitrary values of ψ_3 . 1-5) Machine computation; points) computation using (1.5): 1) $\psi_3 = 10$; 2) 8; 3) 5; 4) 3; 5) 2.

Institute of Thermophysics, Siberian Branch, Academy of Sciences of the USSR, Novosibirsk.
Translated from *Inzhenerno-Fizicheskii Zhurnal*, Vol. 19, No. 4, pp. 737-741, October, 1970. Original article submitted May 23, 1968.

© 1973 Consultants Bureau, a division of Plenum Publishing Corporation, 227 West 17th Street, New York, N. Y. 10011. All rights reserved. This article cannot be reproduced for any purpose whatsoever without permission of the publisher. A copy of this article is available from the publisher for \$15.00.

The limiting relative heat and mass exchange law in the presence of a transverse stream of material is

$$\Psi_h = \left(\int_0^1 \frac{d\theta}{V(1+b_1\theta)\rho_0/\rho} \right)^2. \quad (1.2)$$

Here

$$\Psi_h = St/St_0; \quad b_1 = j_w/\gamma_0 u_0 St.$$

The integral (1.2) has been evaluated on a digital computer taking account of (1.1) for arbitrary values of ψ_1 , ψ_2 , ψ_3 and b_1 . Some results of the computations are presented in Fig. 1 (solid lines).

Data of a machine computation are presented in Fig. 2 for some values of ψ_1 , ψ_2 , ψ_3 for the boundary layer separation parameter defined by the expression [1]:

$$b_{cr}^0 = \left(\int_0^1 \frac{d\theta}{V(\rho_0/\rho)\theta} \right)^2. \quad (1.3)$$

For practical computations, the following approximate formulas

$$\Psi_h = \left(\frac{2}{V\psi_1 + 1} \right)^2 \left(\frac{2}{V\psi_2 + 1} \right)^2 \left(\frac{\sqrt{\psi_3} + 1}{2} \right)^2 \left(1 - \frac{b_1 \Psi_h}{b_{cr}^0} \right)^2, \quad (1.4)$$

$$b_{cr}^0 = b_{cr1} b_{cr2} / b_{cr3} \quad (1.5)$$

can be used respectively for the law of heat exchange and the separation parameters. Here $b_{cr i}$ is found from the known relations [1]

$$b_{cr i} = \frac{(\arccos(2 - \psi_i)/\psi_i)^2}{\psi_i - 1} \quad \text{for } \psi_i > 1, \quad (1.6)$$

$$b_{cr i} = \left(\ln \frac{1 + \sqrt{1 - \psi_i}}{1 - \sqrt{1 - \psi_i}} \right)^2 / (1 - \psi_i) \quad \text{for } \psi_i < 1. \quad (1.7)$$

In Figs. 1 and 2 the points represent the results of calculating the relative heat-exchange coefficients and the parameters of forcing back the boundary layer by means of the proposed formulas (1.4) and (1.5). Good correspondence between the quantities being determined is observed upon a comparison with the results of a machine computation.

For the particular case of blowing a homogeneous gas $\psi_2 = \psi_3$, the relative heat-exchange coefficient is computed by means of the formulas [1]

$$\Psi_h = \frac{4}{(1 - \psi_1)b_1} \left[\ln \frac{\sqrt{(1 - \psi_1)(1 + b_1)} + \sqrt{b_1}}{\sqrt{1 - \psi_1} + \sqrt{\psi_1 b_1}} \right]^2 \quad \text{for } \psi_1 < 1 \quad (1.8)$$

$$\Psi_h = \frac{4}{(\psi_1 - 1)b_1} \left[\operatorname{arctg} \sqrt{\frac{b_1}{(\psi_1 - 1)(1 + b_1)}} - \operatorname{arctg} \sqrt{\frac{b_1 \psi_1}{\psi_1 - 1}} \right]^2 \quad (1.9)$$

for $\psi_1 > 1$.

It has been shown in [1] that (1.8) and (1.9) are approximated well by the formula

$$\Psi_h = \left(\frac{2}{V\psi_1 + 1} \right)^2 \left(1 - \frac{b_1 \Psi_h}{b_{cr}^0} \right)^2. \quad (1.10)$$

Here b_{cr}^0 is determined by means of (1.6) and (1.7).

Upon blowing an inhomogeneous gas under strongly nonisothermal conditions the correction to the parameters ψ_2 and ψ_3 can reach a significant value. For example, let us take the blowing of helium when the concentration of injected gas on the wall tends to one, in air ($T_0 = 3000^\circ\text{K}$, $T_w = 290^\circ\text{K}$). In this case $\psi_2 = 7.25$ and $\psi_3 = 1.24/0.327 = 3.79$ and the correction to the heat exchange coefficient (see Eq. (1.12)) is $[(\sqrt{7.25} + 1)/(\sqrt{3.79} + 1)]^2 = 1.57$ times.

Analogous estimates show that the correction to the quantity b_{cr}^0 reaches the same order.

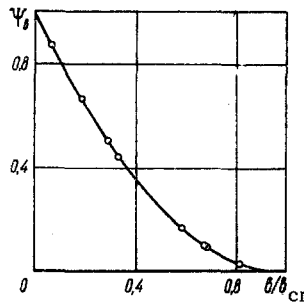


Fig. 3. Comparison between results of computing the relative heat-mass-exchange coefficients due to blowing by machine and by the approximate formula (1.12). Curve) computation by (1.12); points) machine computation for different values of ψ_1 , ψ_2 , ψ_3 and b_1 .

Results of comparing the relative heat exchange coefficient during blowing, referred to isothermal conditions

$$\Psi_b = \Psi_h / \Psi_t, \quad (1.11)$$

with the approximating formula

$$\Psi_b = \left(1 - \frac{b_1 \Psi_h}{b_{cr}^0} \right)^2 \quad (1.12)$$

are presented in Fig. 3. Here

$$\Psi_t = \left(\frac{2}{\sqrt{\psi_1 + 1}} \right)^2 \left(\frac{2}{\sqrt{\psi_2 + 1}} \right)^2 \left(\frac{\sqrt{\psi_3 + 1}}{2} \right)^2. \quad (1.13)$$

It is seen that the approximation (1.12) yields good correspondence with the results of a numerical machine solution.

2. The approximate expressions obtained for the relative law (1.4) of heat-mass-exchange Ψ_h and the boundary layer separation parameter b_{cr}^0 in (1.5) can be extended to finite Reynolds number Re^{**} . The law [1, 3] (for the range $200 < Re^{**} < 10^4$)

$$St_0 = \frac{0.0128}{Re^{**0.25} Pr^{0.75}} \left(\frac{\mu_w}{\mu_0} \right)^{0.25} \quad (2.1)$$

is hence taken as the standard value of the heat-mass-exchange coefficient.

The finiteness of the numbers Re^{**} in determining the critical flowing parameters is taken into account in [1]:

$$b_{cr} = b_{cr}^0 \left[1 + \frac{0.83}{Re^{**0.14}} \right]. \quad (2.2)$$

In conclusion, it can be noted that the proposed approximate expressions (1.4) and (1.5) agree well with the results of the machine computation. The enthalpy h , the specific heat c_p , and the molecular weight M are determined for gas mixtures on the wall and in the stream core at the wall and main stream temperatures, respectively.

NOTATION

Re^{**}	is the characteristic Reynolds number defined by the thickness of the energy loss;
Pr	is the Prandtl number;
Le	is the Lewis-Semenov number,
ρ	is the density of the gas mixture;
$\theta = (h - h_w) / (h_0 - h_w)$	is the dimensionless enthalpy;
h	is the enthalpy of the gas mixture;
c_p	is the specific heat;
M	is the molecular weight of a multicomponent mixture;
Ψ_h	is the relative coefficient of heat-mass-exchange taking account of the influence of the transverse flux of material, nonisothermy, etc.;
St	is the Stanton number under real conditions;

St_0	is the Stanton number for standard conditions;
b_1	is the wall permeability parameter referred to St ;
b_{cr}	is the critical boundary-layer separation parameter referred to the Stanton number St_0 under standard condition;
Ψ_t	is the relative heat-mass-exchange coefficient taking account of the influence of the parameters ψ_1, ψ_2, ψ_3 (Eq. (1.12));
μ	is the dynamic viscosity coefficient.

Subscripts

w	is the wall;
0	is the main stream.

LITERATURE CITED

1. S. S. Kutateladze (editor), Heat-Mass-Exchange and Friction in a Turbulent Boundary Layer [in Russian], Izd. SO AN SSSR, Novosibirsk (1964).
2. E. G. Zaulichnyi, S. S. Kutateladze, and A. I. Leont'ev, Zh. Prikl. Mekhan. i Tekhn. Fiz., No. 4 (1967).
3. A. I. Leont'ev and B. P. Mironov, Zh. Prikl. Mekhan. i Tekhn. Fiz., No. 5 (1965).